

Results for UL Faculty

FINAL 2019 Library User Survey

December 5, 2019 10:40 AM EST

Please select one option for each item below. During the current academic year, how

often have you?:

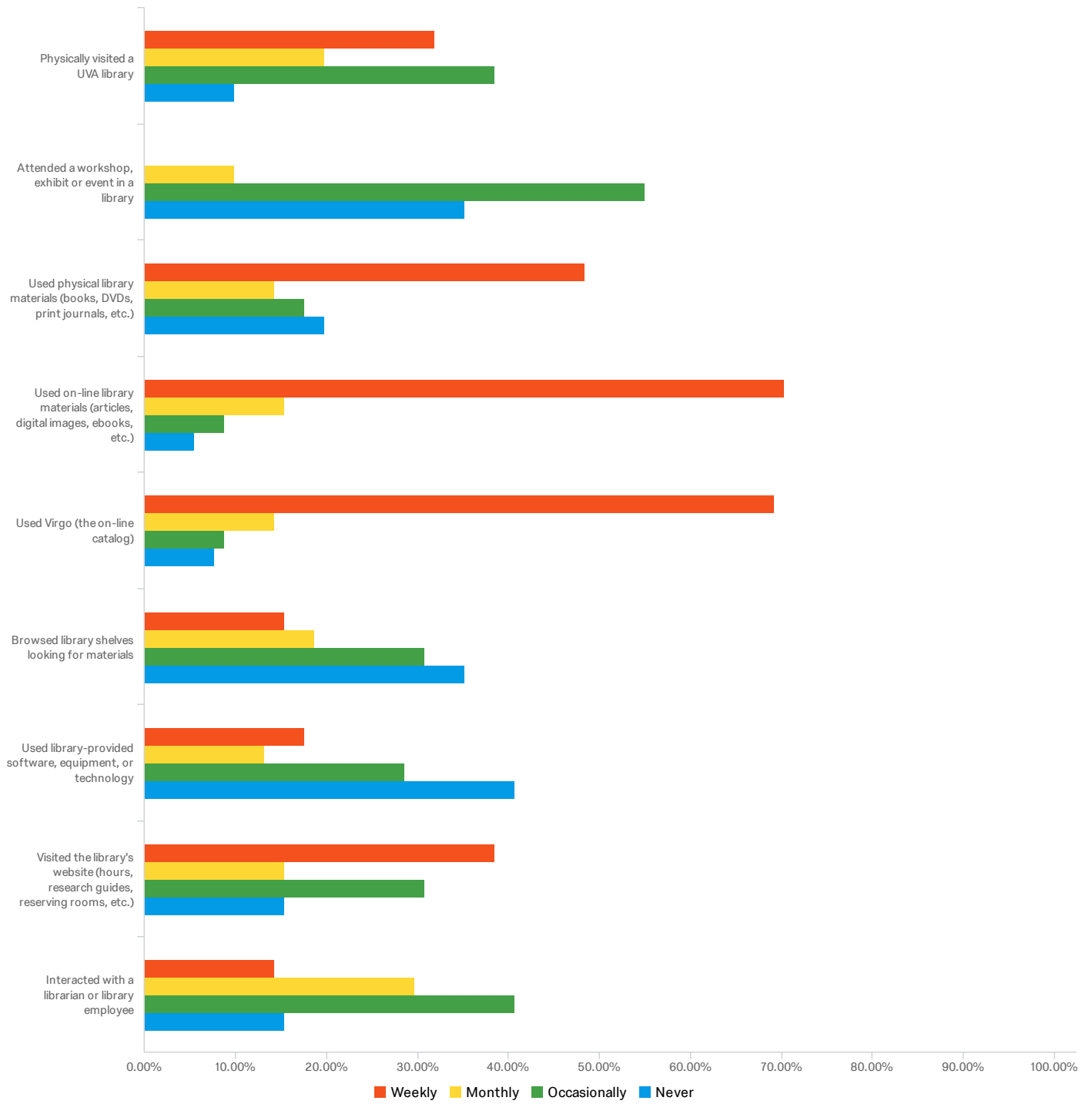
Most Faculty visit the Libraries, at least occasionally, during the academic year. 31.87% of the Faculty who visited the Libraries, visited them weekly.

19.78% never used the physical library materials; however, 48.35% of Faculty indicated that they had used the physical materials weekly.

35.16% never browsed the library shelves looking for materials. Those Faculty who indicated that they had browsed the shelves, typically do so on an occasional basis.

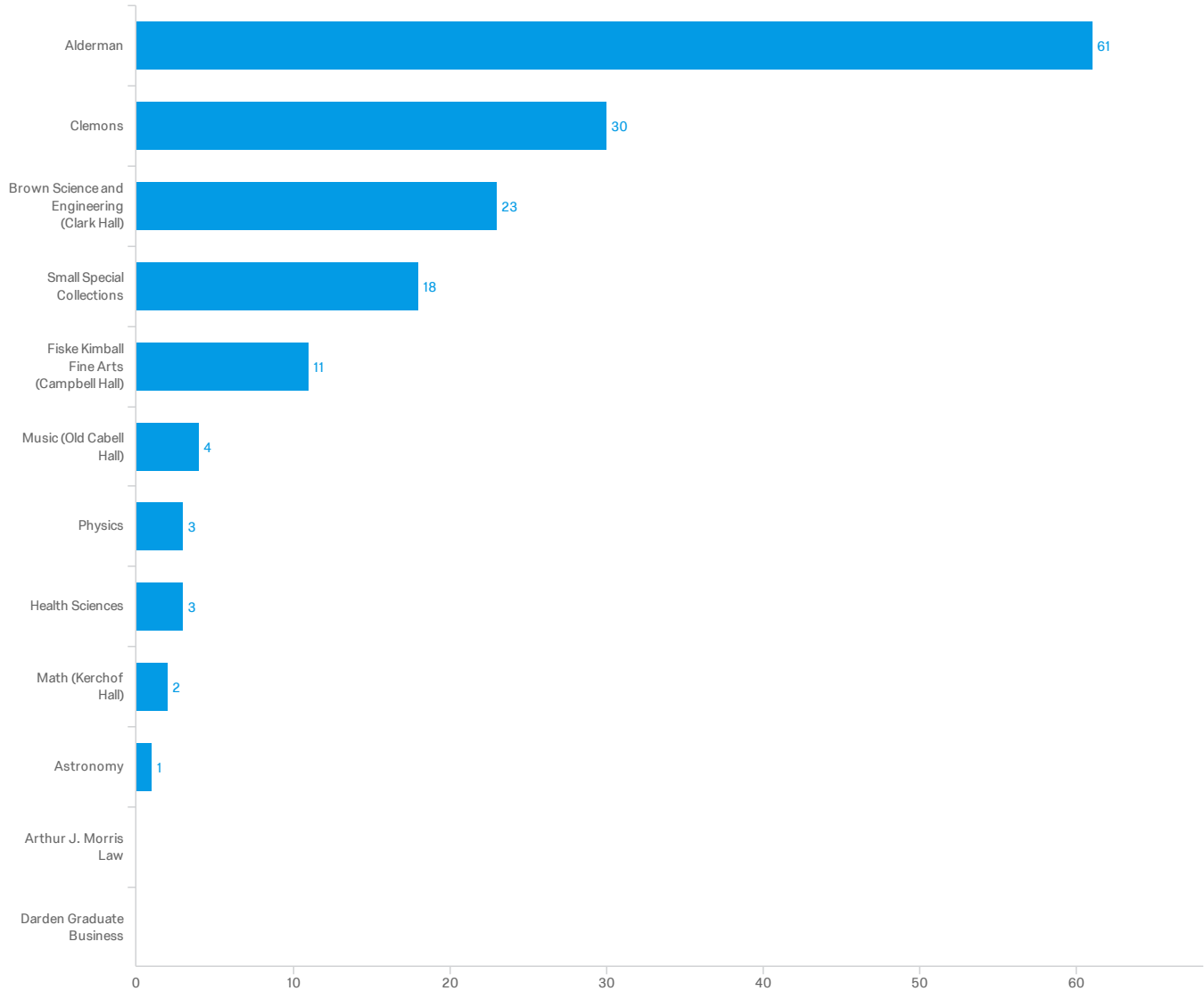
Roughly 85% *have* interacted with a librarian or library employee, at least occasionally.

The majority of Faculty have used online library materials and have used Virgo and the Library's website.



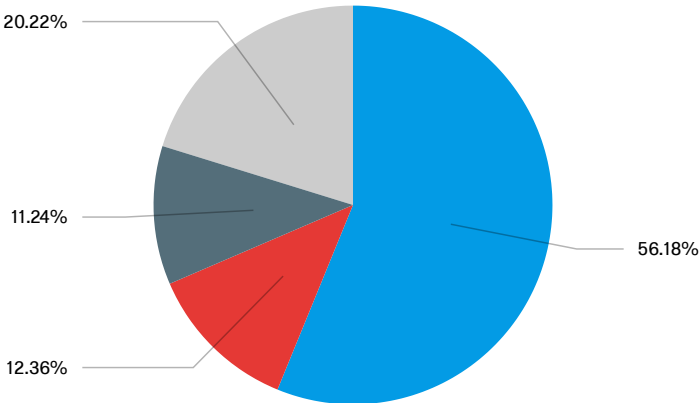
Which libraries do you visit on a regular basis? Select all that apply.

Alderman, Clemons, and Brown libraries continue to be those most often visited on a regular basis. More than twice as many Faculty visit Alderman on a regular basis than who regularly visit Clemons or Brown.



What do you consider to be your primary Library?

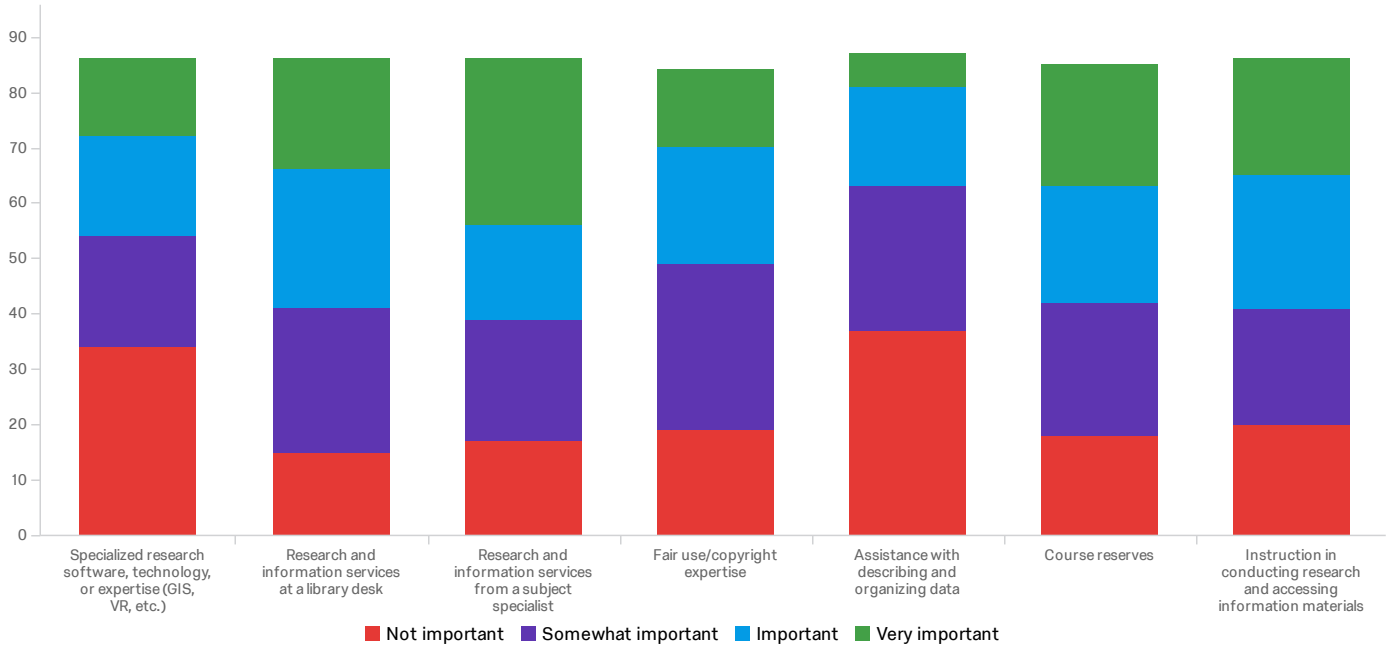
Alderman, Brown, and Clemons continue to be the libraries that most Faculty identify as their primary libraries, with Alderman being the Library most identified as primary.



Alderman **Brown Science and Engineering (Clark Hall)** **I primarily use on-line Library collections and services** **All Others**

How important is it to you to get assistance with the following:?

While the majority of Faculty indicated that getting assistance with all of the mentioned services, the more general services, such as getting assistance with research and information services at a library desk or from subject specialists, getting instruction in conducting research, getting assistance with course reserves, and accessing information materials showed the highest indications of importance.



Please rate how Library collections, services, and spaces contribute to your work.

78% of Faculty indicated that the Library not only contributed but contributed *very much* to their work by providing materials valuable to their work and by enabling them to be more productive.

Over 75% of Faculty indicated that, for each of choices provided in the survey for Faculty to have the chance to rate, that these collections, services, and spaces contributed or contributed very much to their work, with the exception of facilitating collaborative work.

Enables me to be more productive



Enriches my teaching



Provides materials valuable to my work



Helps me to work collaboratively



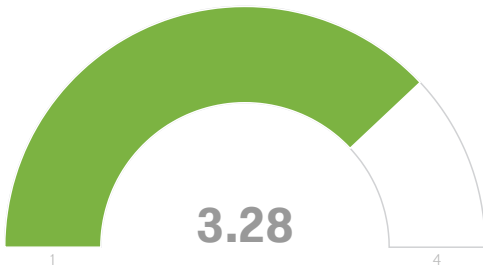


■ Does not contribute ■ Contributes somewhat ■ Contributes ■ Contributes very much ■ Does not apply

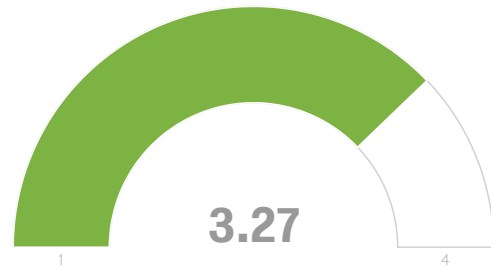
Please rate how satisfied you are with the following:

As has been the case in the results for past Library User Surveys, Faculty indicated very high satisfaction with delivery of materials through LEO. Faculty indicated high satisfaction with all of the Library's services. There is always room for improvement and Faculty have indicated that the Library has most opportunity for improvement with spaces.

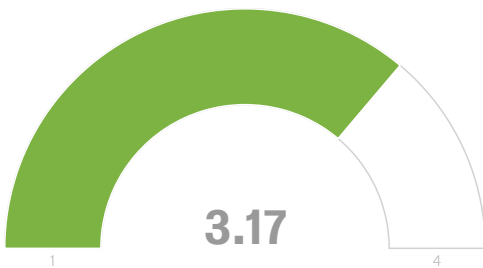
Virgo (on-line catalog)



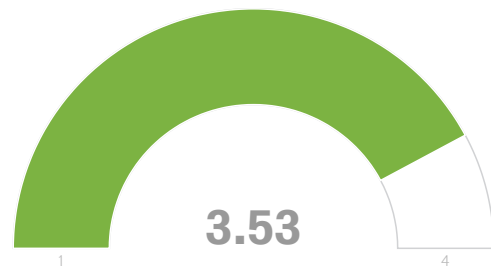
Library website (www.library.virginia.edu)



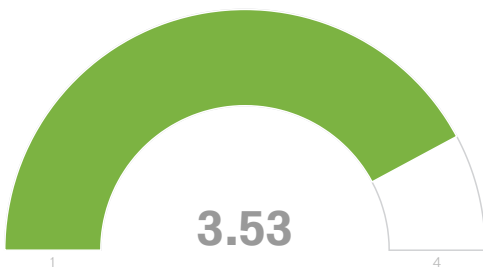
Library research guides



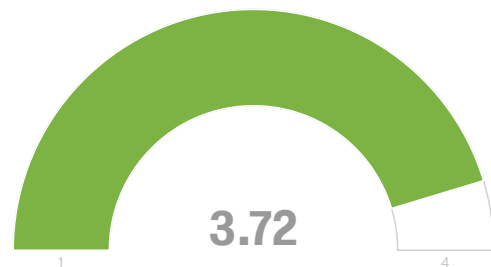
Availability of article databases (e.g., JSTOR)



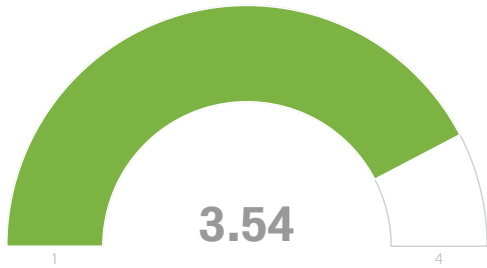
Off-grounds access to online materials



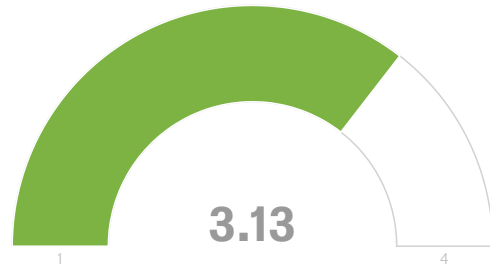
Getting materials from another institution through interlibrary loan



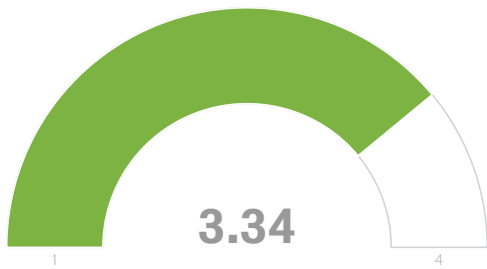
Quality of information provided at a Library Information Services desk



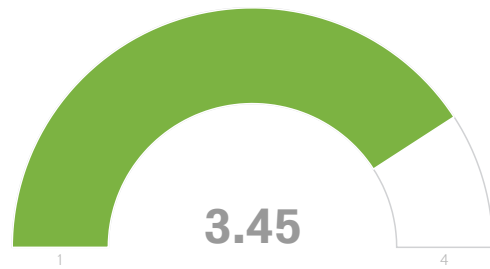
Collections in my discipline



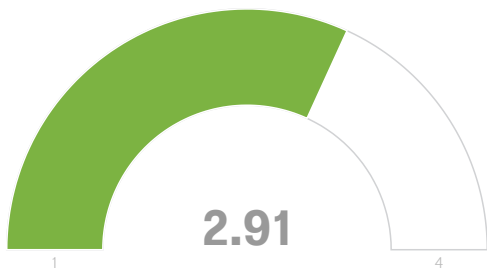
Library instruction (in class or for general audiences)



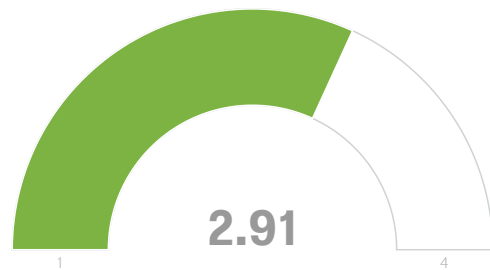
Course reserves



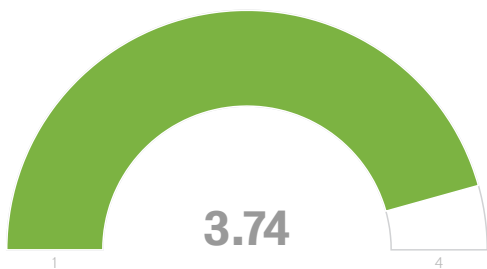
Library study spaces



Library meeting and collaboration spaces

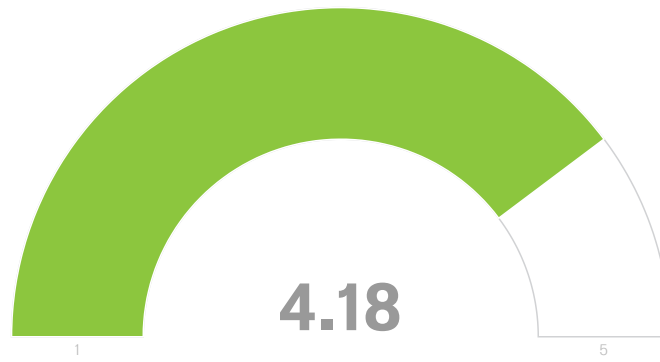
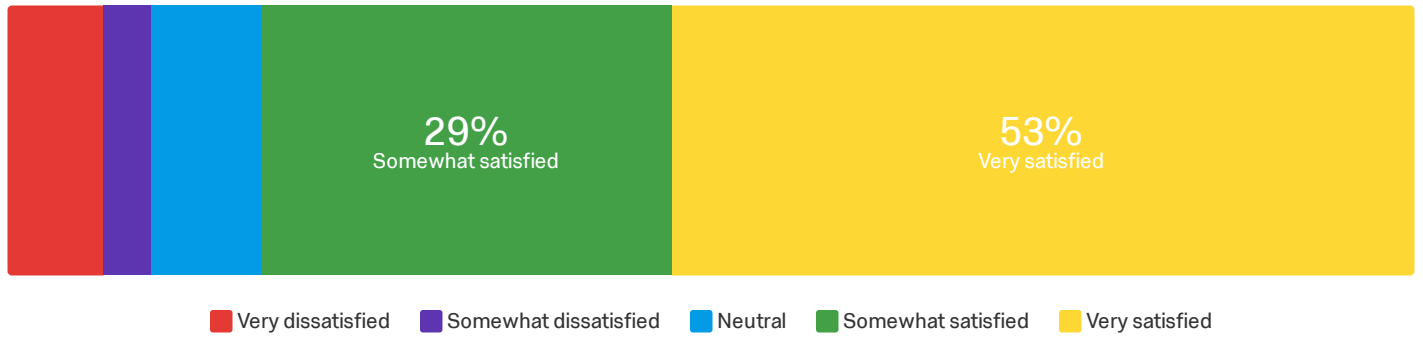


Delivery of materials through LEO



How satisfied are you with the Library overall?

More than half (53%) of Faculty indicated that they were very satisfied with the Library overall. 82% were somewhat or very satisfied. 10% indicated some level of dissatisfaction.



End of Report